


RECTANGLE

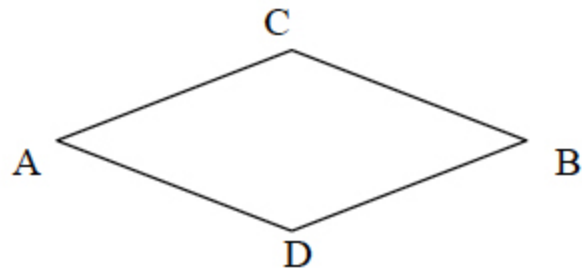


Area = 0.0000145

X = ?

37= _____

RHOMBUS

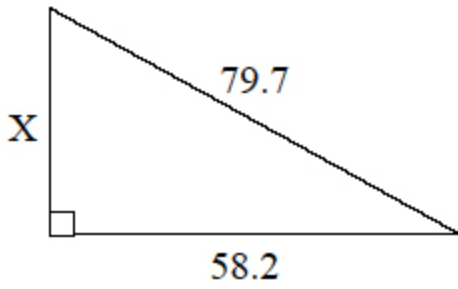


CD = 65.7
AB = 121.8

Area = ?

38= _____

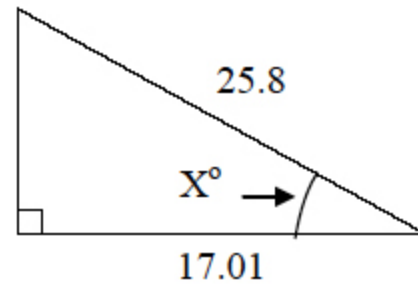
RIGHT TRIANGLE



X = ?

49= _____

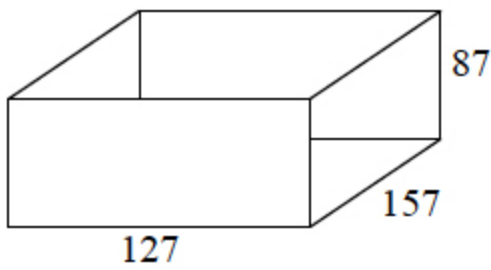
RIGHT TRIANGLE



X° = ?

50= _____

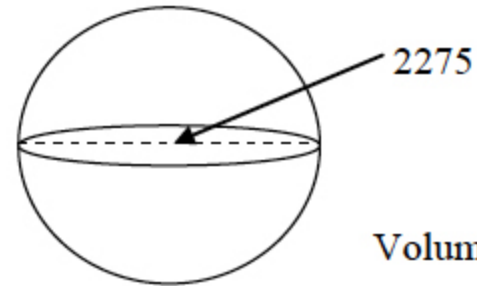
RECTANGULAR PRISM



Surface Area = ?

61= _____

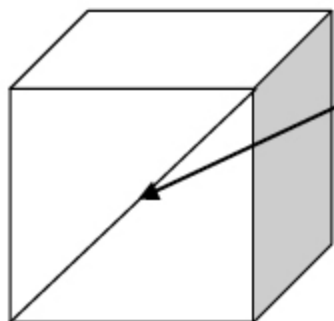
SPHERE



Volume = ?

62= _____

CUBE

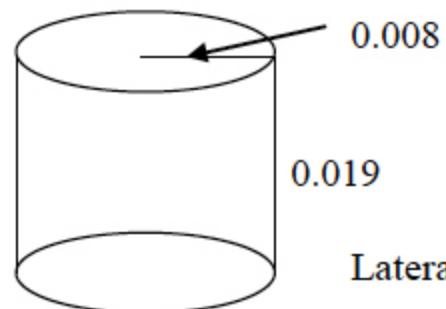


Diagonal of face = 17.11

Surface Area = ?

73= _____

CYLINDER



Lateral Surface Area = ?

74= _____

Test 2

Drawing Answers

37. .00290

38. 4000

49. 54.5

50. 48.8

61. 89300

62. 6.17×10^9

73. 878

74. 9.55×10^{-4}